

MINI PRECISION TOOLMAKERS INSERT VISE

Features:

- Ideal for holding small parts and can be used either separately or held inside another bigger vise
- Dimensions:
Jaw width: 1.023"
Jaw opening: 0.866"
Weight: 1.10lbs.
Jaw depth: 0.360"
Length: 2.574"




Item # 3541-0050 \$72.00/PC

MICRODE EDM ELECTRODE HOLDER VISE STANDARD ELECTRODE VISE

Features:

- Precision ground and hardened to HRC 58-62
- Parallelism: 0.005mm/100mm
- Squareness: 0.005mm
- 20mm diameter shank
- 50mm from back of cross pin to shank end
- Hardened and ground locating pin
- Jaw opening: 20mm
- Jaw width: 25mm
- Jaw height: 9.3mm

ISO9001



Item # 3510-3001 \$99.00/PC

6" DOUBLE LOCK ANGLE TIGHT PRECISION MACHINE VISE WITH 2 CLAMPING STATION

Features:

- Spheroidal cast iron body
- Jaw width: 6"(160mm)
- Jaw opening: 3.937"
- Jaw depth: 1.968"
- Length: 24.094"
- Width: 6.299"
- Height: 5.118"
- Weight: 99lbs



Item # FA42-1242
\$849.00/PC

PRECISION CNC MILLING VISE

Features:

- Low profile pull-down jaws.
- Forged steel body.
- This design eliminates clamping deflection and provides strong clamping power.
- Ideal for all types of milling, grinding, drilling and tapping operations on vertical and horizontal CNC machines.
- Produced of high-quality steel, carburized to surface hardness: HRC 58-62.
- High accuracy-all surfaces are hardened and precision ground square and parallel to an accuracy of 0.0012" jaws and 0.0008" base.

- Jaw width: 6"
- Jaw opening: 8"
- Jaw depth: 2"
- OAL: 16.8"

ISO9001



Item # 1202-1025 \$1,138.00/PC

SUPER-LOCK PRECISION CNC MACHINE VISE

Features:

- Features a thrust bearing that increases clamping power by 80%.
- Can be mounted upright or sideways.
- Excellent to use when you have multiple vise setups.



FA23-5206

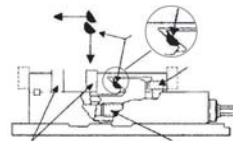
Item	Jaw Width	Jaw Opening	Jaw Depth	Length	Width	Height	Weight	Price
FA23-5204	4"	4.331"	1.260"	11.811"	3.976"	3.386"	26lbs	\$239.00/PC
FA23-5206	6"	7.480"	1.771"	17.322"	6.338"	4.803"	63lbs	\$389.00/PC

Can not guarantee the exact location of the keyway slot. The keyway needs to be machined when used in pairs.

SUPER ANGLE LOCK PRECISION SWIVEL BASE MILLING MACHINE VISE

Features:

- With swivel base.
- Removable hinged handle for fast locking.
- Provides better clamping pressure.



FA20-4204

Item	Jaw Width	Jaw Opening	Jaw Depth	Length	Width	Height	Weight	Price
FA20-4204	4"	5.511"	1.259"	13.582"	8.858"	4.724"	39lbs	\$228.00/PC
FA20-4206	6"	6.299"	1.771"	17.322"	10.944"	6.023"	83lbs	\$388.00/PC

MMM-USA 3/4 QUICK VISE HANDLE "THE PATRIOT"

Features:

- A 3/4 hex for opening and closing Kurt vises and similar vises that require a 3/4 wrench.
- 3/4 hex has a spring plunger set screw in it, holding the handle in place with 10 lbs of pressure. Taking the handle on or off does not require the use of Allen wrenches.
- Handle grip spins freely while in use.
- With this design no two handles are alike.
- 100% custom and each design might have less or more of one color than the handle in the picture above.



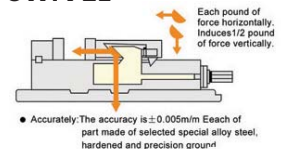
Item # PATT-0034 \$66.00/PC

3" HEAVY-DUTY PRECISION SUPER SWIVEL BASE MILLING MACHINE VISE

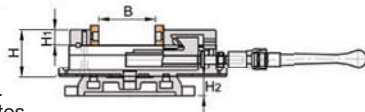
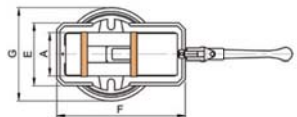
Features:

- Precision ground to accuracy.
- With swivel base.
- Removable hinged handle for fast locking.
- Provides better clamping pressure.
- Especially suitable for CNC machining centers with good stability and accuracy.
- The unique structure allows clamping the workpiece effectively.
- Detachable crank to speed up the workpiece clamping.
- Quenched jaw plates and lead screws.
- Parallelism of the guide surface to the bottom surface: 0.005/100 mm.
- Perpendicularity of the two jaw plates to the guideway: 0.01/100mm.

ISO9001



Each pound of force horizontally induces 1/2 pound of force vertically.
• Accurately. The accuracy is ± 0.005 mm. Each of part made of selected special alloy steel, hardened and precision ground.



- Jaw width: 3"
- Jaw opening: 2-61/64"
- Jaw Ht.: 63/64"

Item # FA20-4203

\$180⁰⁰_{pc}

